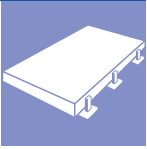


Weighbridge



TRUCKMATE®

Concrete Deck

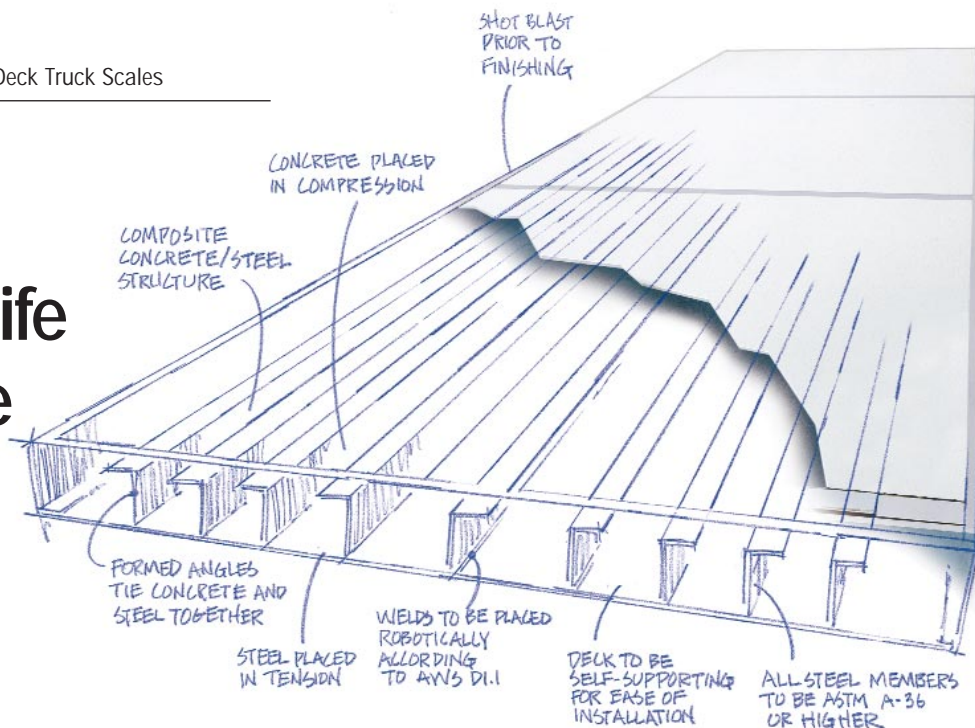
Truck Scale Overview



**Built to Perform
Better and Longer**

METTLER TOLEDO

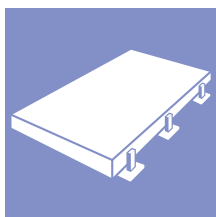
Concrete Deck Provides Long Life Reliable Service



Over-the-Road Concrete Deck Product Matrix

Model	Profile	Width	Length	CLC	Capacity	Cell Type	Duty Cycle	Finish	NTEP COC #
7560	11.5"	10' or 11'	10' to 160'	60,000 lb	200,000 lb*	22.5t POWERCELL	Commercial	Standard	88-243
7560	11.5"	10' or 11'	10' to 160'	60,000 lb	200,000 lb*	25t MTX	Cycle	Premium	88-243

* Scales ≤17'6" will have a capacity of 120,000 lb



Truckmate CD scales are designed and factory built to give you the years of reliable service that you expect from Mettler Toledo. The composite design of its weighbridge uses concrete and steel, each to its best advantage...steel in tension and concrete in compression. Maximum efficiency in materials and strength, the bottom pan is a structural member, not just shoring for the concrete. Internally full length formed L-beams combine with the concrete and work in combination for minimum deflection and long life.

Precision assembly fixtures and robots assure you that every module is fabricated to the highest manufacturing standard, each and every time. Completed modules are shot blasted and painted in our factory-controlled environment for a durable, long-lasting finish.

Our pour-in-place design is easy to install. If you choose, our unique delivery trucks and trained technician/drivers are equipped to make the installation at delivery, or you can do it at your convenience.

Easy to maintain, all serviceable components can be accessed from the top of the scale. For pit installations, manholes can be added, providing full access.

Options include side rails to guide trucks over the scale, and multi-axle configurations.

ISO 9001

This product was developed, produced and tested in a METTLER TOLEDO facility that has been audited and registered according to international (ISO 9001) quality standards.



For questions on concrete deck truck scales and technical matters, call your authorized METTLER TOLEDO distributor. Or visit our website: www.mt.com.



Modules are robotically welded



METTLER TOLEDO

USA & Canada
1900 Polaris Parkway
Columbus, Ohio 43240
TEL. (800) 786-0038
(614) 438-4511
FAX (614) 438-4900

Headquarters
8606 Greifensee
Switzerland
TEL. (41-1) 944 22 11
FAX (41-1) 944 30 60

	TEL	FAX
Australia	(61) 3 9644 5700	(61) 3 9645 3935
Austria	(43-1) 604 1980	(43-1) 604 2880
Belgium	(32-2) 334 0211	(32-2) 378 1665
Brazil	(55-11) 421 5737	(55-11) 7295-1692
China (Industrial)	(86-519) 6642040	(86-519) 6641991
China (Systems)	(86-21) 6485-0435	(86-21) 6485-3351
Croatia	(385-1) 660 3009	(385-1) 660 2189*
Czech Republic	(420-2) 254962	(420-2) 24247583
Denmark	(45-43) 27 08 00	(45-43) 27 08 28
France	(33-1) 30 97 17 17	(33-1) 30 97 16 16
Germany	(49-641) 50 70	(49-641) 52951
Hungary	(36) 1257 7030	(36) 1256 2175
India	(91-22) 857-0808	(91-22) 857-5071
Italy	(39-2) 333321	(39-2) 356-2973
Japan	(81-6) 949-5901	(81-6) 949-5944
Kazakhstan	(7-3272) 50 63 69	(7-3272) 60 88 35

	TEL	FAX
Korea	(82-2) 518-2004	(82-2) 518-0813
Malaysia	(60-3) 703 2773	(60-3) 703 8773
Mexico	(52-5) 547 5700	(52-5) 541 2228
Netherlands	(31-344) 638363	(31-344) 638390
Norway	(47-22) 30 44 90	(47-22) 32 70 02
Poland	(48-22) 651 9232	(48-22) 42 20 01
Russia	(7-095) 921 9211	(7-095) 921 6353
Singapore	(65) 778 6779	(65) 778 6639
Slovak Republic	(421-7) 525 2170	(421-7) 525 2173
Slovenia	(38-6) 6123-57 64	(38-6) 6127-4575*
Spain	(34-3) 223 2222	(34-3) 223 0271
Sweden	(46-8) 702 50 00	(46-8) 642 45 62
Switzerland	(41-1) 944 45 45	(41-1) 944 45 10
Taiwan	(886-2) 579-5955	(886-2) 579-5977
Thailand	(66-2) 719 6480	(66-2) 719 6479
United Kingdom	(44-116) 235 7070	(44-116) 236 6399

Internet
www.mt.com

Specifications subject to change without notice.
© 1999 Mettler-Toledo, Inc.
METTLER TOLEDO®, POWERCELL® and MTX™ are trademarks of Mettler-Toledo, Inc.
Printed on recycled paper and is recyclable.
Printed in USA.

15M0599
TRUCK SCALES
199-TR03186.0E

*Ask for FAX.