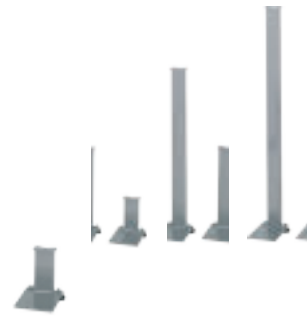


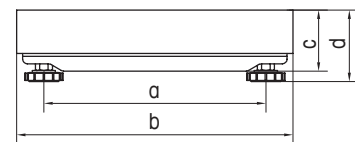
Accessories

	Order number
Stand, stainless steel	
Heights 120 mm / 4.7"	72 229 393
Heights 330 mm / 13"	72 198 702
Heights 660 mm / 26"	72 198 703
Heights 900 mm / 35.4"	72 198 704

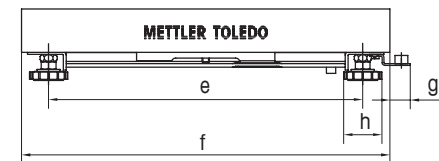


Dimensions

Front view




Side view



Model – Dimension in mm/"	a	b	c	d	e	f	g	h
PBA429(x)-A... mm	175	240	59	97	235	300	21	42
" "	6,89	9,45	2,32	3,81	9,25	11,81	0,83	1,65
PBA429(x)-BB... mm	235	300	76	108	335	400	18	42
" "	9,25	11,81	2,99	4,25	13,81	15,74	0,7	1,65
PBA429(x)-B... mm	335	400	108,5	134,5	435	500	18	42
" "	13,81	15,74	4,27	5,29	17,12	19,68	0,7	1,65
PBA429(x)-QA... mm	163	228	59	97	163	228	21	42
" "	6,41	8,97	2,32	3,81	6,41	8,97	0,83	1,65
PBA429(x)-QB... mm	240	305	76	108	254	305	17	42
" "	9,45	12,0	2,99	4,25	10,0	12,0	0,67	1,65

Weighing Platform



PBA429/PBA429x Weighing Platform

Full stainless steel construction

Capacities from 3 to 60 kg

OIML and NTEP approved

Hygienically designed

Water resistant according IP68/IP69k

www.mt.com

For more information

Rugged, Easy to Clean, Precise for Your Heavy Wash Down Applications

USA

Mettler-Toledo, Inc.
1900 Polaris Parkway
Columbus, OH, 43240
Tel. (1) 800 523 5123

Canada

Mettler-Toledo, Inc.
2915 Argentia Road, Unit 6
Mississauga, Ontario, L5N 8G6
Tel. (1) 800 523 5123

Rest of World

Mettler-Toledo AG
CH-8606 Greifensee
Switzerland
Tel. +41 44 944 22 11

Subject to technical changes
© 08/2011 Mettler-Toledo AG
Printed in Switzerland
MTSI 44099478

ServiceXXL
Tailored Services



METTLER TOLEDO

For Demanding Applications in Harsh Wet & Humid Environments

The PBA429/PBA429x fully stainless steel platform is a robust, durable and economical solution for a wide range of weighing tasks with heavy wash down requirements. This platform series is a perfect fit in any food or chemical/ pharmaceutical processing application with a need for durability, uncompromising cleanliness and with protection at the highest level against water, humidity and condensation. The PBA429x series can also be used in hazardous environments.



Technical specifications

Resolution	15 000d OIML Class III, 3000e / NTEP Class III, 5000d
Ingress Protection	IP68/IP69k
Material	Platform frame: Stainless steel AISI304 Load plate: Stainless steel AISI304
Load Cell	Hermetically sealed, stainless steel
* Hazardous Area Approval	ATEX: Zone 1/21 ** FM: I.S. Class I, II, III, Division 1

* only when ordered as PBA429x

** Use in the hazardous location is based on FM approved HBM, Inc. load cell

Standard Configurations

Model	Platform size	Max. weighing capacity				Cable length
		Rectangular weighing platforms				
PBA429(x)-A	240 x 300mm / 9.5" x 11.8"	3 kg / 5 lb*	6 kg / 10 lb	15 kg / 25 lb		3m / 9.9ft
PBA429(x)-BB	300 x 400mm / 11.8" x 15.7"				30 kg / 50 lb	3m / 9.9ft
PBA429(x)-B	400 x 500mm / 15.7" x 19.7"				30 kg / 50 lb	3m / 9.9ft
Certifiable resolution 1x3000e / 1x5000d						
Readability certified		1 g / NA*	2 g / 0.002 lb	5 g / 0.005 lb	10 g / 0.01 lb	20 g / 0.02 lb
Min. capacity (legal for trade only)		20 g / NA*	40 g / 0.04 lb	100 g / 0.1 lb	200 g / 0.2 lb	400 g / 0.4 lb
Square weighing platforms						
PBA429(x)-QA	229 x 229mm / 9" x 9"	3 kg / 5 lb*	6 kg / 10 lb			3m / 9.9ft
PBA429(x)-QB	305 x 305mm / 12" x 12"			15 kg / 25 lb	30 kg / 50 lb	3m / 9.9ft
Certifiable resolution 1x3000e / 1x5000d						
Readability certified		1 g / NA*	2 g / 0.002 lb	5 g / 0.005 lb	10 g / 0.01 lb	20 g / 0.02 lb
Min. capacity (legal for trade only)		20 g / NA*	40 g / 0.04 lb	100 g / 0.1 lb	200 g / 0.2 lb	400 g / 0.4 lb

* not NTEP approved

Model designation example:
Size 240 x 300mm / 6kg: PBA429(x)-A6 (H)

Zero setting range = 2% of max. capacity
Temperature range = -10°C to +40°C / 14°F to 104°F

Preload range = 18% of max. capacity
Taring range subtractive from 0 to max. capacity



High Durability

Electropolished, full stainless steel frame for a long life time also when used in harsh environments.

Construction per size



A 240 x 300mm / 9.5" x 11.8"

QA 229 x 229mm / 9" x 9"



BB 300 x 400mm / 11.8" x 15.7"

B 400 x 500mm / 15.7" x 19.7"

QB 305 x 305mm / 12" x 12"


Easy to Clean

The open, sturdy and straight forward mechanical design allows for efficient cleaning due to good access to any part of the construction.



Precise Leveling – High Protection

Optimally placed and specific adjusted overload stops grant the best possible protection against load cell damaging. Easy adjustable feet allow for reliable and precise scale leveling.



Optional Hygienic Kit

To easily reduce on site-contamination, this platform series is optionally also available with a hygienic-kit containing specially designed leveling kits and overload stops.



Hermetically Sealed Stainless Steel Load Cell

The advanced welded seal of this high quality load cell makes it the perfect choice for applications under extremely harsh conditions. It not only withstands steam and high pressure wash downs, but also provides highest reliability under the influence of moisture.